

Antennas

Håvard Austad

Agenda

- About me
- What is an antenna?
- How does it work?
- Different kinds of antennas
- Antenna gain

About me

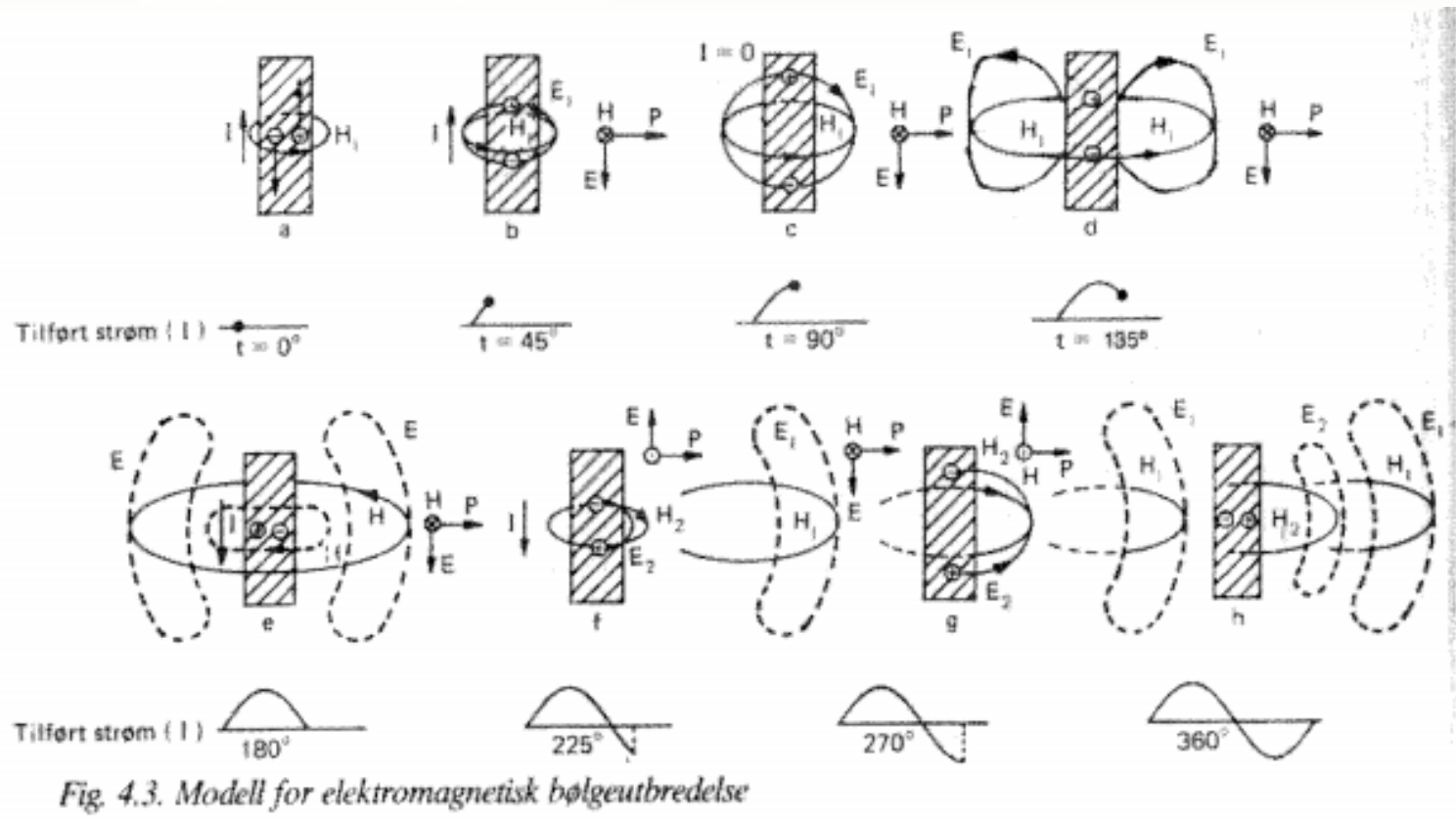
- Håvard Austad
- Bachelor of engineering; Communications systems
- Bergen University Collage
- Not an antenna expert
- But learning..."
- Works at ATEA as network consultant/trainee

What is an antenna?

- Electrical conductor for radiating or collecting electromagnetic energy
- Same characteristics while sending or receiving
- Gains the signal due to frequency and area

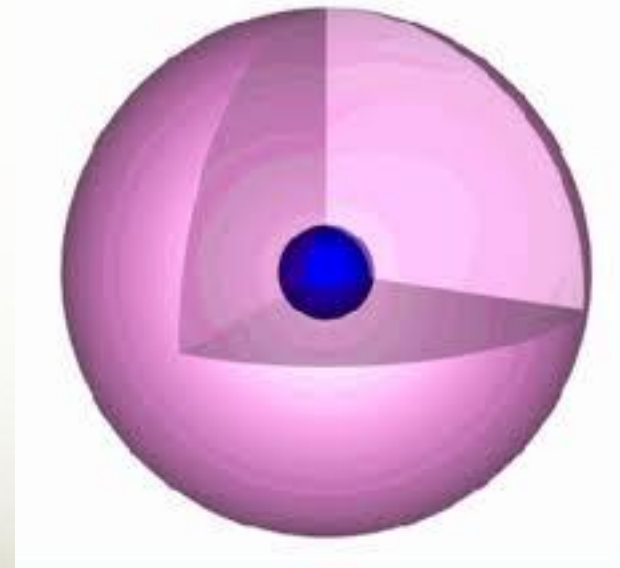
How does it work

- Antenna puts up an electric field based on a current/signal



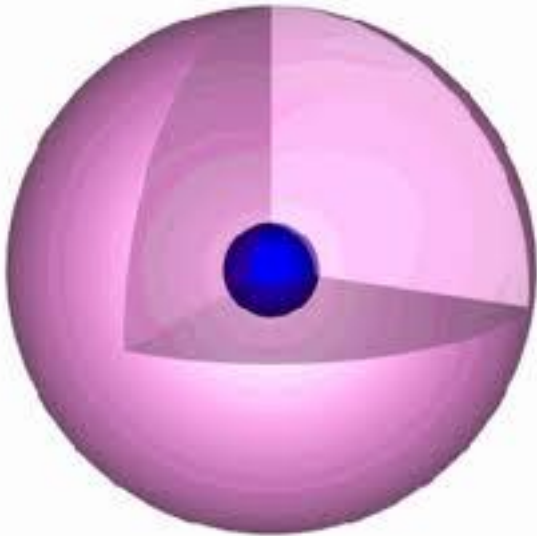
Isotropic antenna

- Theoretical reference antenna (ideal)
- Uniform radiation
- 0db Gain

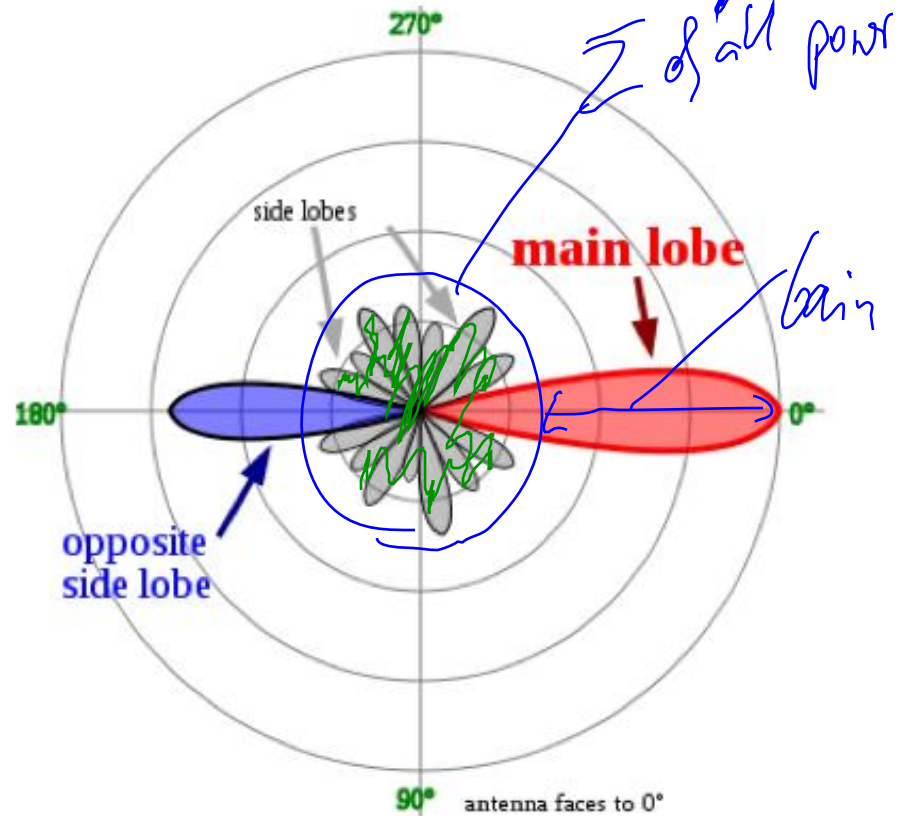



Radiation pattern

- Isotropic antenna = uniform
- Directional antennas

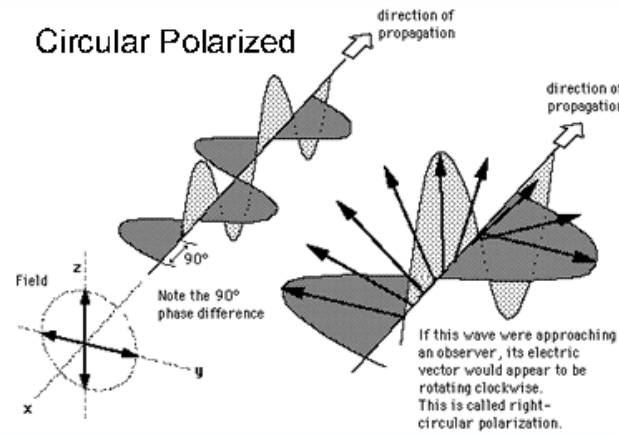
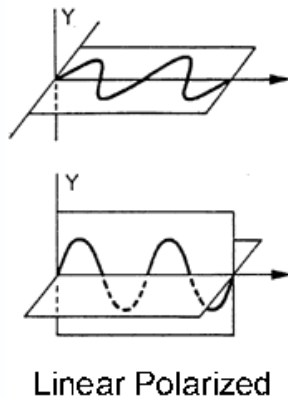
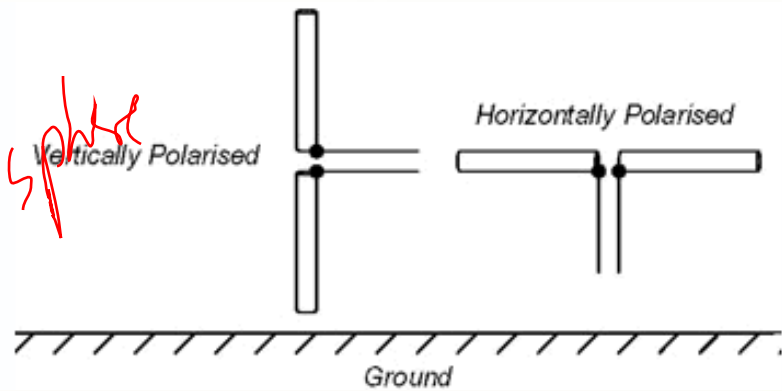


$$l = \lambda$$



Polarization

- The antenna can transmit in different polarizations
- Horizontally
- Vertically
- Circular — Space



Radiation Diagram

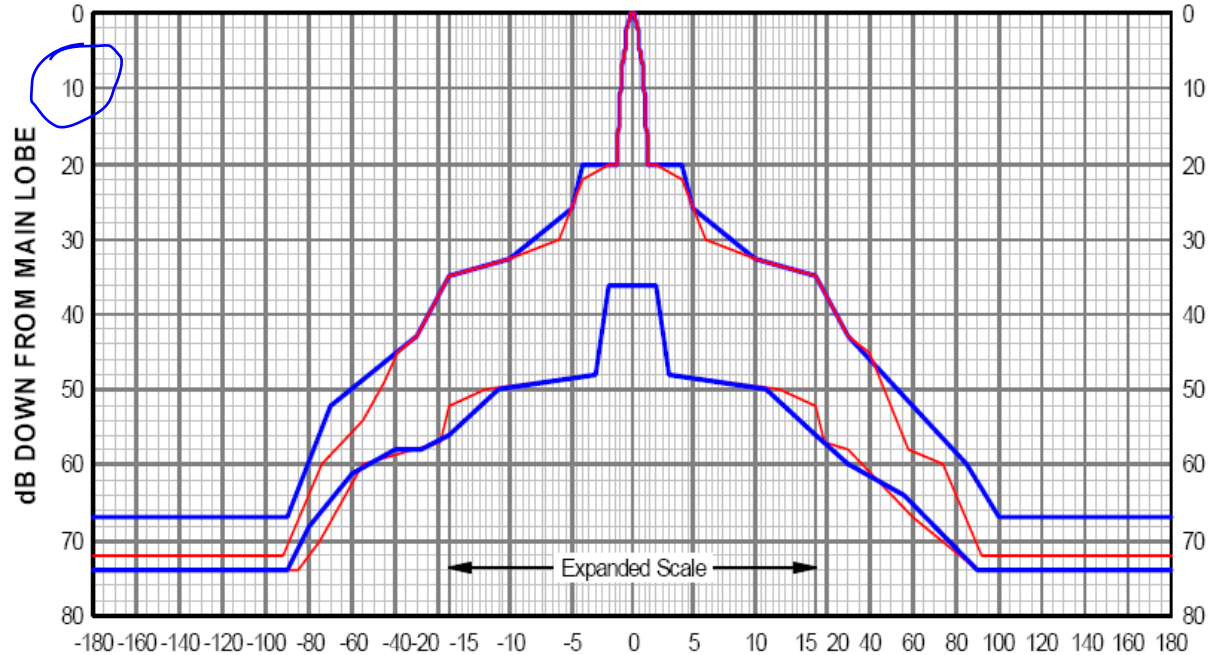
Handwritten notes: $G \sim \left(\frac{L}{\lambda}\right)^2$ and $\sim \frac{\lambda}{L}$ with a circle around the first term.

Antenna Type: High XPD antennas
Frequency: 17.00 to 19.700 GHz
Diameter: 1.2 m (4 ft)
Antenna Code: AN-HSX4-180
Polarisation: Dual

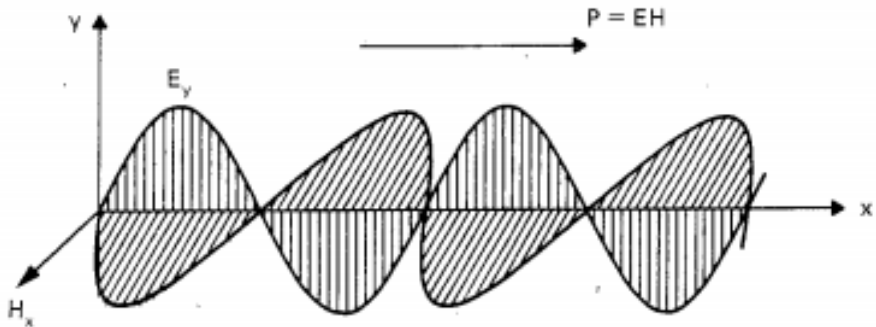
Gain at mid band: 44.4 dBi
3 dB beamwidth: 1.0 degrees
VSWR: ≤ 1.14

Regulatory Compliances

FCC Part 101	ETSI Class	Horizontal polarised antenna	HH, HV
Cat A	R2 C2	Vertical polarised antenna	VV, VH



Electric field



$$P_t = EH = E \times \frac{E}{Z_0} = \frac{E^2}{120\mu}$$

$$E = \frac{\sqrt{30P_t}}{r}$$

$$P_m = \frac{P}{A} = \frac{P_t}{4\pi r^2}$$

Free Space Impedance

$$Z_0 = \sqrt{\frac{\mu_0}{\epsilon_0}} = 120\pi = 377\Omega$$

$$\mu_0 = 4\pi \cdot 10^{-7} \text{ (magnetic const.)}$$

$$\epsilon_0 = 8.854187 \dots \cdot 10^{-12} \text{ (electric const.)}$$

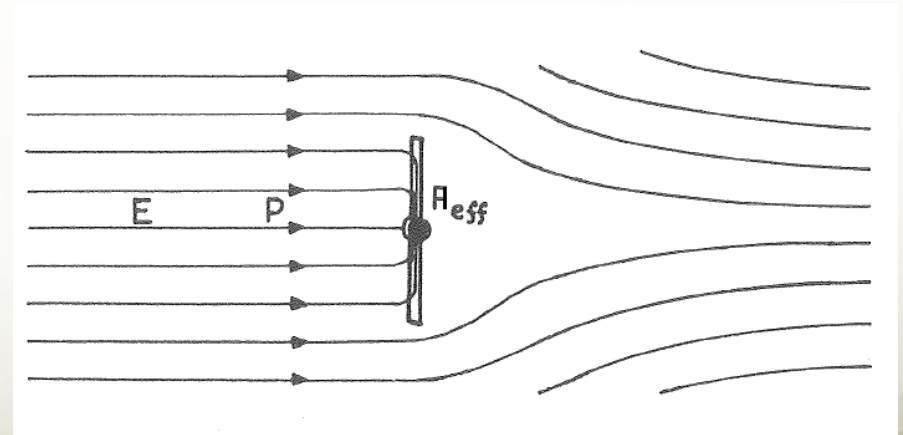
Effective area

- Isotropic antenna

$$A_{\text{effiso}} = \frac{\lambda^2}{4\pi}$$

- Received power

$$P_r = \frac{P_s G_s}{4\pi r^2} A_{\text{eff}}$$



Area and gain

- Microwave antennas

$$G = \frac{4\rho}{l^2} A_{\text{eff}}$$

$$A = \rho \frac{D^2}{4} \quad \text{aperture efficiency} \quad h = 0.55 \quad A_{\text{eff}} = hA$$

$$G = \frac{4\pi}{\lambda^2} A_{\text{eff}} = 0.55 \left(\frac{\pi D}{\lambda} \right)^2 \quad G \gg 10 \log \left(h \times A \times \frac{4\rho}{l^2} \right) [\text{dBi}]$$

$$G \gg 17.8 + 20 \log(D \times f) \text{ dBi} \quad \text{ASSUMING } h = 0.55$$

Monopole

- One pole
- Need a horizontally ground-plane
- Quarter-wave
- Half-wave

$$Q \sim \left(\frac{l}{\lambda}\right)^2$$

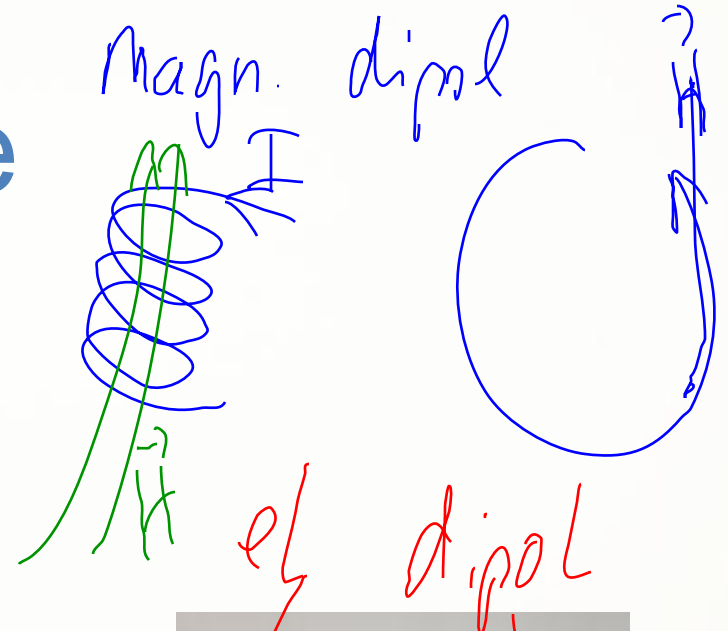
• input impedance

• "stubby"

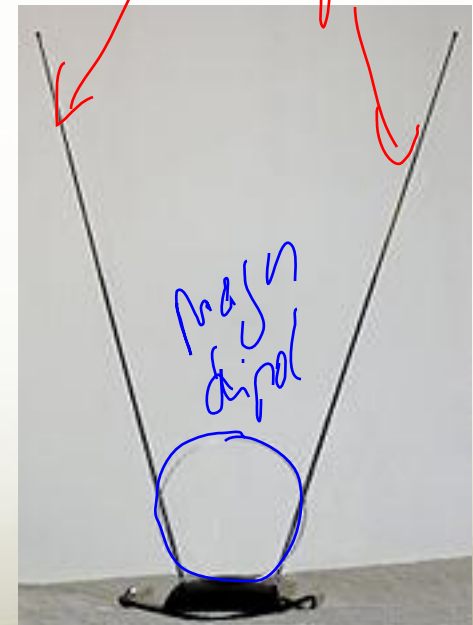



Di-pole

- Two poles
- Makes field between the poles



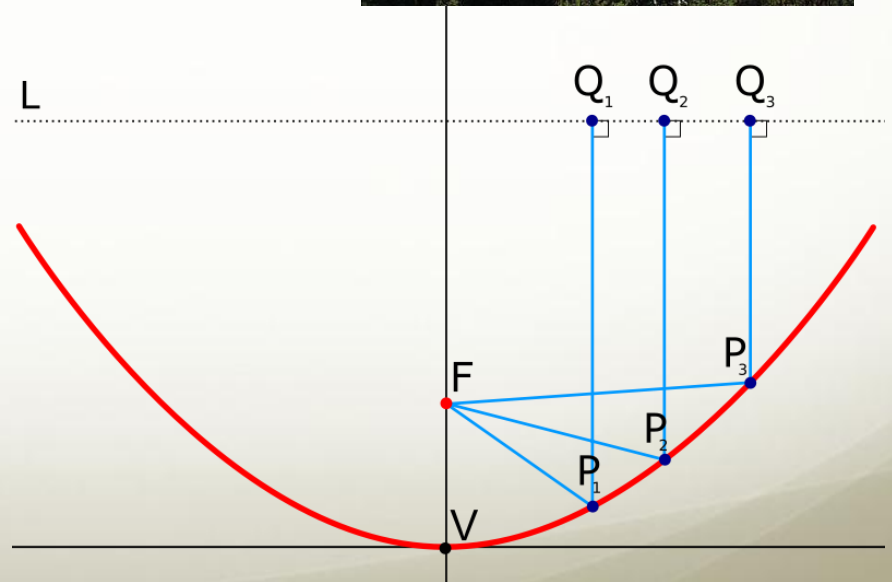
el dipol



$$\theta \sim \frac{\lambda}{\ell}$$


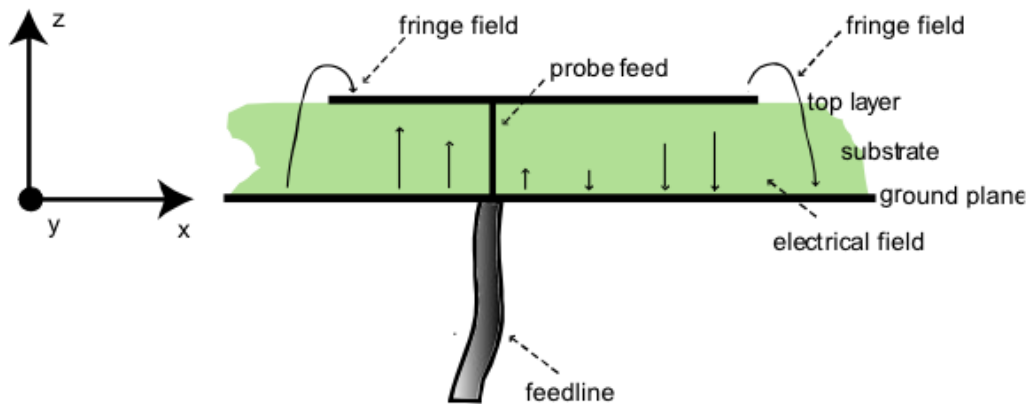
Parabolic

- Parabolic reflector
- Feed antenna
- Disc-shaped or non-disc-shaped



Patch antennas

- Also known as microstrip antenna
- Metal “sheet” (patch) placed over a ground-plane
- Isolated by a dielectric materia (PCB)
- Inexpensive to produce/design



Wireless is the new wire!

- Want to transmit? You need a antenna!
- Thank you!