

UiO : **Universitetet i Oslo**

TEK5110: L2 Radio Introduction

Radio and Communications



Josef Noll

Secretary General and Co-Founder at BasicInternet.org, Professor at UiO, Head of Research at Movation

Oslo Area, Norway | Telecommunications

Current	Basic Internet Foundation, University Graduate Studies (UNIK), University of Oslo (UiO), Movation AS
Previous	MobileMonday, Telenor R&I, Telenor R&D
Education	Ruhr University Bochum



Maghsoud Morshedi

PhD Fellow at Eye Networks AS

Oslo, Oslo, Norway

| Information Technology and Services

Current	Eye Networks AS
Previous	Høgskolen i Oslo og Akershus, State Organization for Registry of Deed & Property, Karaj Islamic Azad University
Education	University of Oslo (UiO)

TEK5110 - Before we start

- Questions to L1 - introduction?
- Paper selection, see: http://its-wiki.no/wiki/TEK5110/List_of_papers
 - preparation, evaluation
 - when to present
- Group work (later)
- Questions for Exam: http://its-wiki.no/wiki/TEK5110/List_of_Questions (to be completed)
 - Compendium: http://its-wiki.no/wiki/Building_Mobile_and_Wireless_Networks_Compndium



TEK5110 - Lecture Plan

- 28Aug - L1 Intro
- 4Sep - L2 Radio
- 11Sep - L3 Antennas and Propagation
- 18Sep - L4 Real time monitoring
- 25Sep - no lecture presentation preparation
- 2Oct - Presentations
- 9Oct - Maghsoud (Josef travel)
- 16Oct - Group work (Josef/ Maghsoud travel)
- 23Oct
- 30Oct
- 6Nov
- 13Nov
- 20Nov
- 27Nov
- 4Dec
- 11Dec Exam



Learning outcomes

- Radio communications
 - Understand the basics of communications
 - Relation between range, frequency and capacity
- Radio Systems
 - from vicinity to long range
- Digital communication
 - Nyquist, Shannon
 - Capacity

⌘ History and Future[[edit](#)]

- [History of wireless communications](#)
- [Maxwell, Hertz, Marconi and other pioneers](#)
- [1G, 2G ... 5G networks](#)
- [Frequencies and Standards](#)
- [Future Challenges](#)

⌘ TOC - Basics of Communication[[edit](#)]

- [Electromagnetic Signals](#)
- [Radio Communication Principles](#)
- [Digital communication: Nyquist, Signal/Noise Ratio](#)
- [Signal strength and Capacity: Shannon](#)
-



Radio communications



Connectivity & Affordability

- Mobile driven development,
 - Revenue-driven
- **Affordability** (costs of data)
- industrial perspective
 - Industry4.0, Internet of Things
- **Novel Approach** required



The Unconnected Market Landscape

Unique Mobile Internet Users

Population 15+ (bn)	Total
Developed World	0.9
Developing World	4.3
Total	5.2

BMI	NMI	Unconnected	Total
0.6	0.1	0.3	
1.0	0.8	2.5	3.3
1.6	0.9	2.8	

Penetration 15+ (%)	Total
Developed World	100%
Developing World	100%
Total	100%

BMI	NMI	Unconnected	Total
64%	8%	27%	
23%	18%	59%	77%
30%	17%	53%	

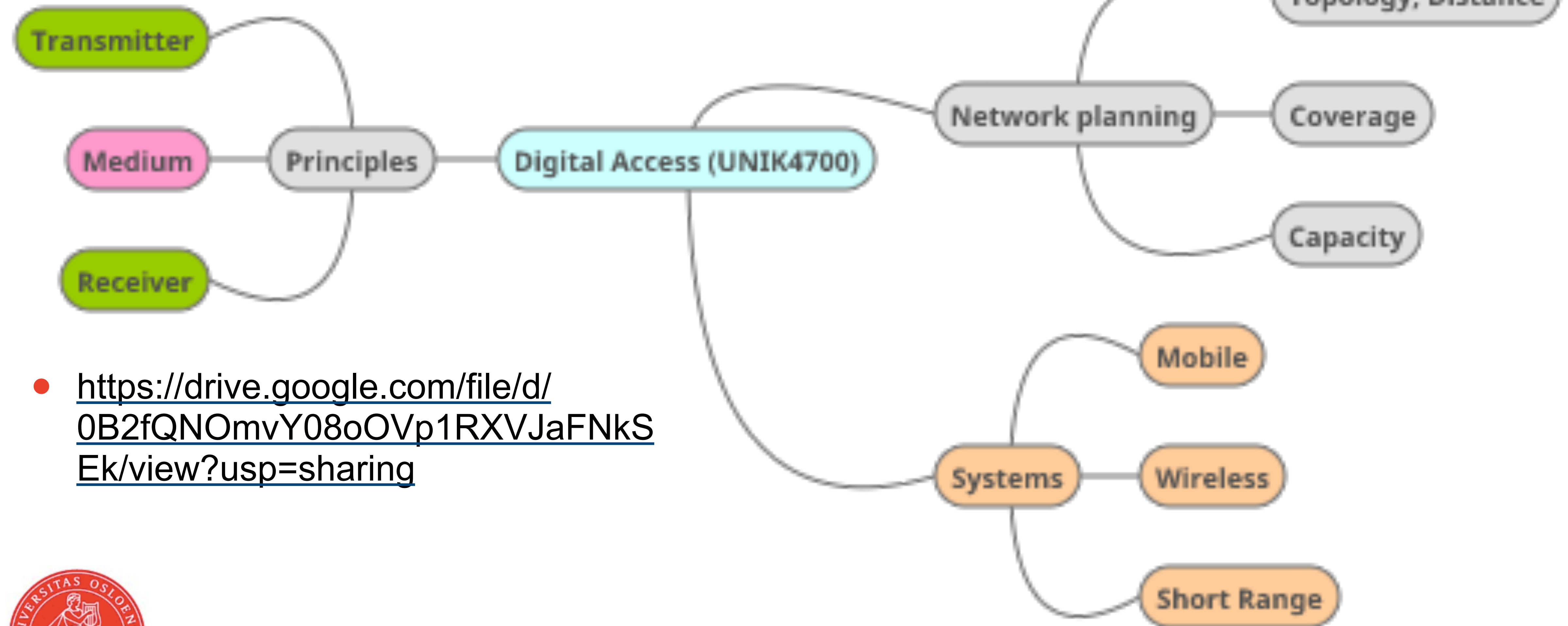
Source: GSMA Intelligence; figures reflect position at end of 2014
 BMI = Broadband Mobile Internet (3G/4G); NMI = Narrowband Mobile Internet (<3G)

77% don't have decent access

[Source: GSMA, Nov2015]



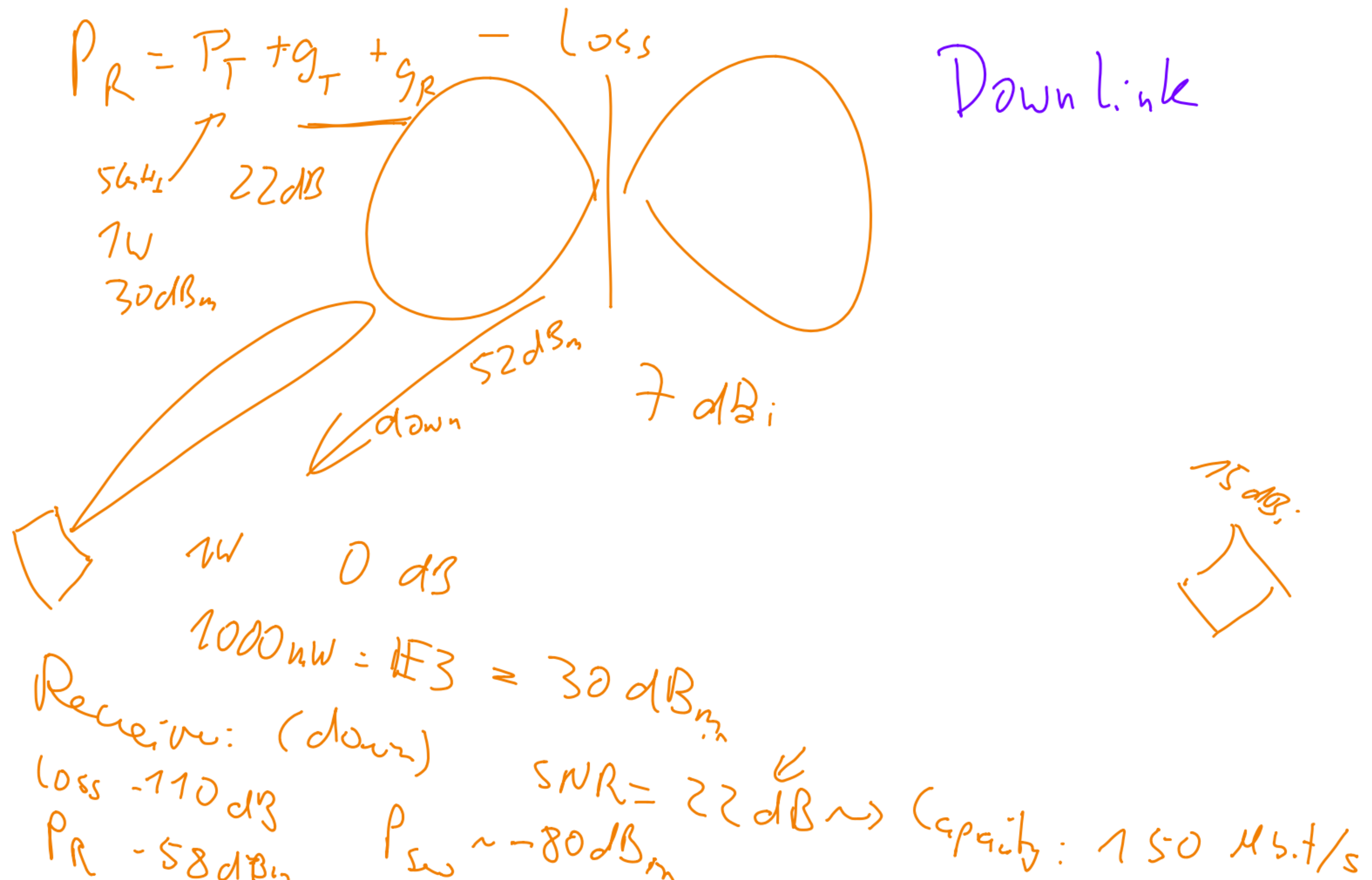
Overview over topics in the course



- <https://drive.google.com/file/d/0B2fQNOmvY08oOVp1RXVJaFNkSEk/view?usp=sharing>



Can you do this calculation?



Voice vs electromagnetics

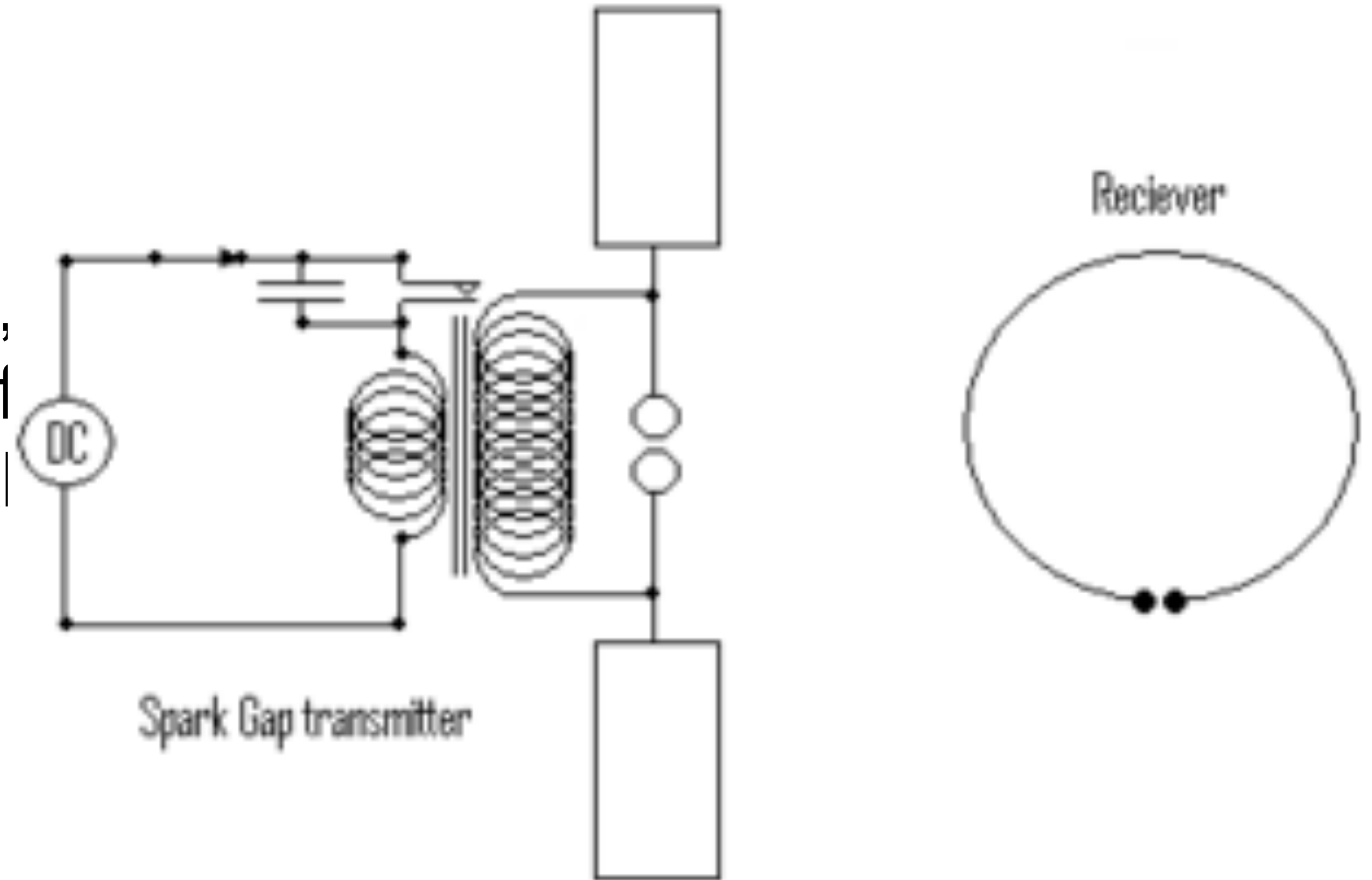
- How do we communicate?
- What are the factors influencing voice quality?
- Is there a capacity in voice communication?
- And what is different in electromagnetics?



The real researchers

- Michael Faraday (1791 - 1867), focussing on the static fields
- James Clerk Maxwell (1831 - 1879), establishing the Maxwell equations and the interaction of the electrical and the magnetic component of an electromagnetic wave
- Heinrich Rudolf Hertz (1857 - 1894) experimented the theory for the understanding of electromagnetic

waves

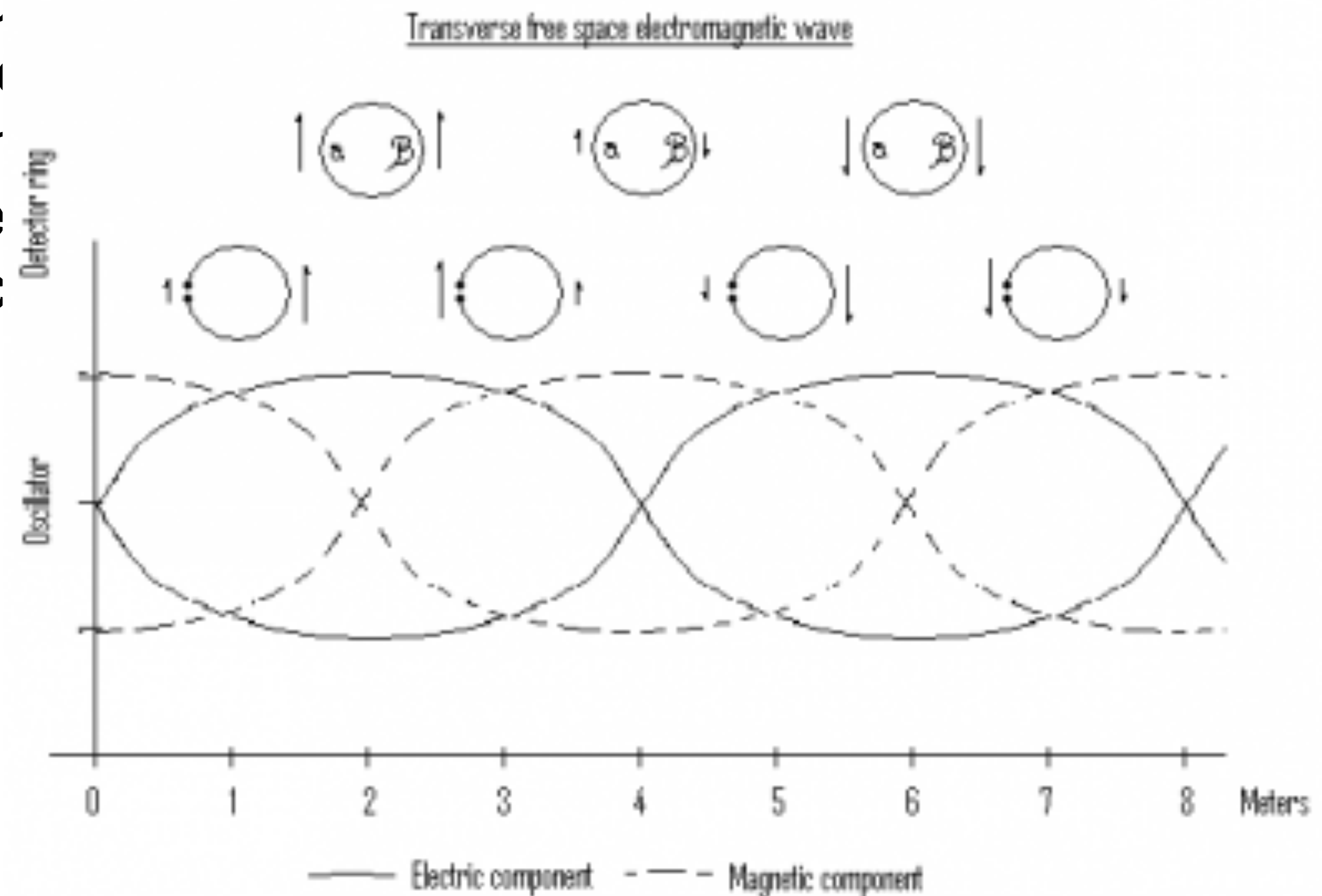


[Source: Magne Pettersen, Wikipedia]



Heinrich Hertz - The electromagnetic wave

- Hertz did not realise the practical importance of his experiments. He stated that, "It's of no use whatsoever[...] this is just an experimenter that proves Maestro Maxwell was right - we just have these mysterious electromagnetic waves that we cannot see with the naked eye. But they are there." [3]
- Asked about the ramifications of his discoveries, Hertz replied, "Nothing, I guess." [3]



[Source: Magne Pettersen, Wikipedia]



Guglielmo Marconi - inventor

- Guglielmo Marconi (1874 - 1937) experimented with Hertz waves in 1894/1895
 - used 50000 UK pound on a transatlantic experiment in 1901
 - brought electromagnetics to life

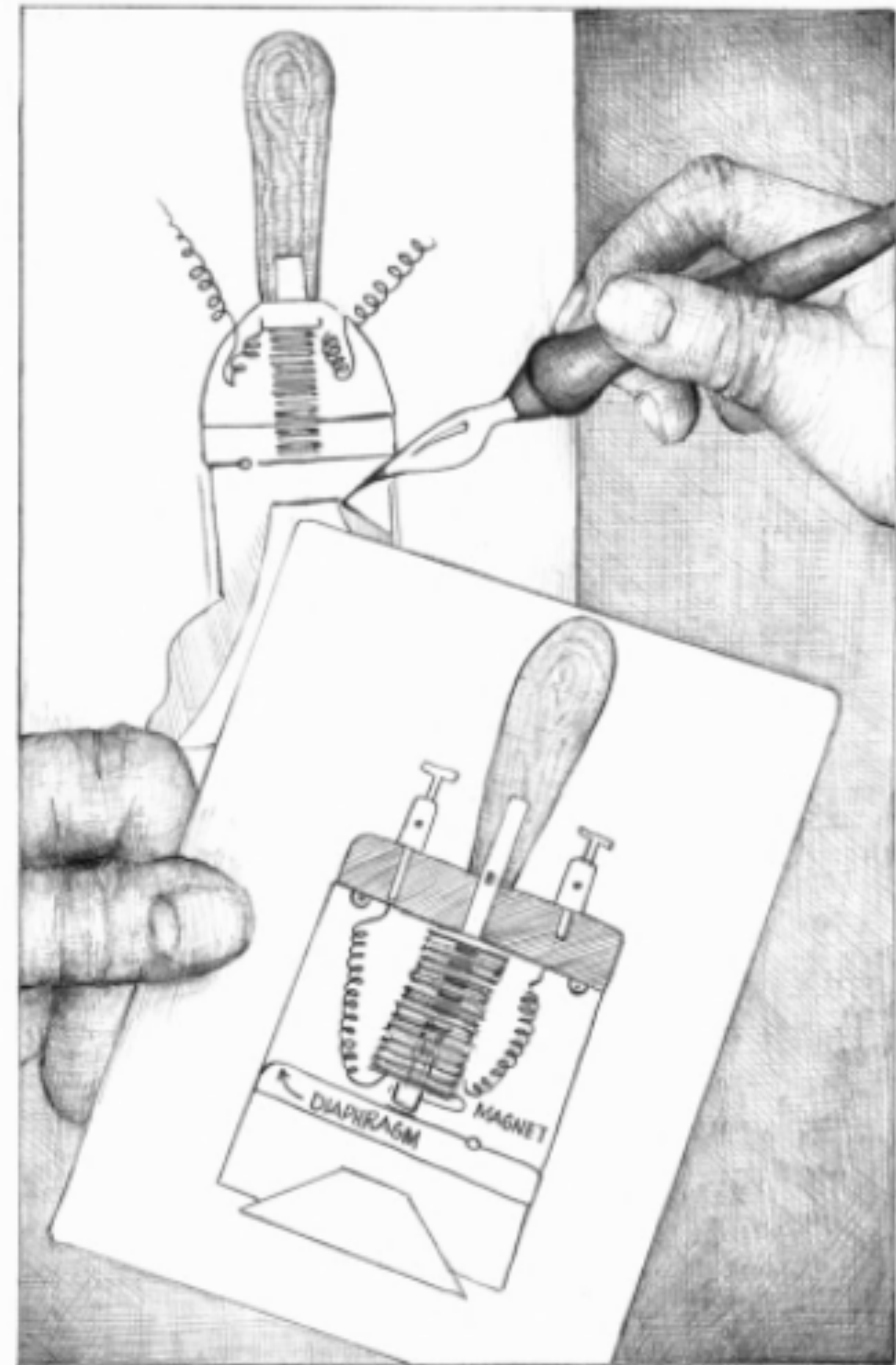


[Source: Magne Pettersen, Wikipedia]



Antonio Meucci - inventor

- Invented the phone in 1856
- transferred voice from one room to another one
- surveillance of an ill person
- registered patent in 1871
 - failed to name "electromagnetics"
 - Graham Bell patented in 1876



Antonio's Drawings of Telettrofono, Illustration by Shirlely Trievel



Graham Bell - inventor

- Graham Bell (1874 -1922) invented the phone,...
- but who invented also the mobile phone back in 1924?
- Bell considered his most famous invention an intrusion on his real work as a scientist and refused to have a telephone in his study room



Wave propagation and absorption mechanisms

Band	Frequency	Wavelength	Propagation via
Very low frequency, VLF	3-30 kHz	100 - 10 km	Guided between the earth and the ionosphere.
Low frequency, LF	30 - 300 kHz	10 - 1 km	Guided between the earth and the D layer of the ionosphere. Surface waves.
Medium frequency, MF	300 - 3000 kHz	1000 - 100 m	Surface waves. E, F layer ionospheric refraction at night, when D layer absorption weakens.
High frequency, HF (short wave)	3-30 MHz	100-10 m	E layer ionospheric refraction. F1, F2 layer ionospheric refraction.
Very high frequency, VHF	30-300 MHz	10-1 m	Sporadic E propagation Extremely rare F1,F2 layer ionospheric refraction during high sunspot activity up to 80 MHz. Generally direct wave.
Ultra high frequency, UHF	300-3000 MHz	100-10 cm	Line-of-sight propagation. Sometimes tropospheric ducting.
Super high frequency, SHF	3-30 GHz	10-1 cm	Direct wave.
Extremely high frequency, EHF	30-300 GHz	10-1 mm	Direct wave limited by absorption.

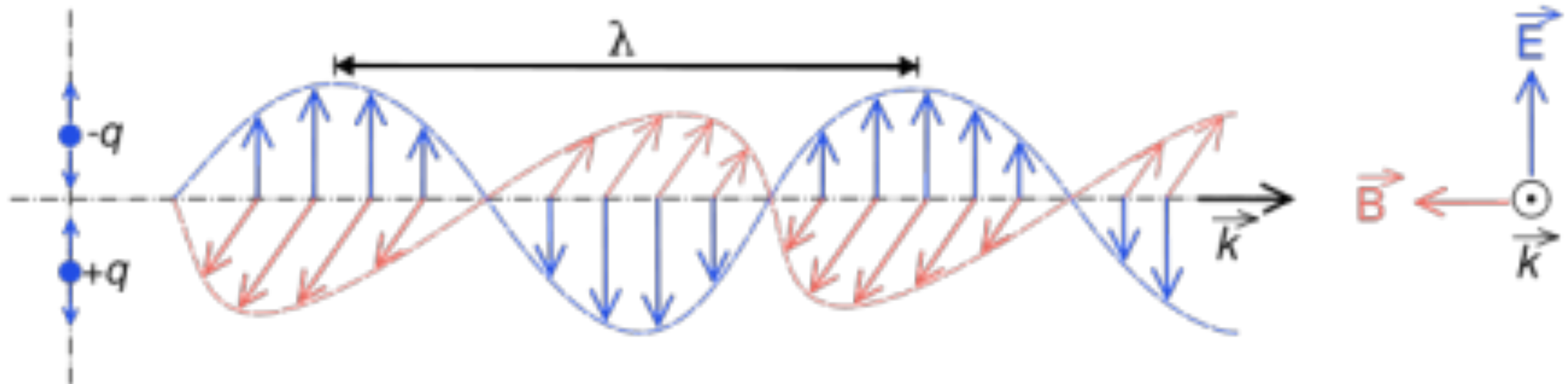


Electromagnetic signals

- Prerequisite: Ohm's law, current, dielectric constant, conductivity
 - "Pappa, what is voltage?"
 - Alternating electric and magnetic field
- Direction of wave from "right-hand rule"

dielectric constant ϵ_r
 permeability μ_r

$$\vec{B} = \mu_0 \mu_r \vec{H}$$



[Source: Magne Pettersen, Wikipedia]



[Source: unknown]

Maxwell, Wave equation....

- see: http://its-wiki.no/wiki/B1-Free_Space_Propagation

yields the wave equation:

$$\frac{\partial^2 \vec{E}}{\partial t^2} - c_0^2 \cdot \nabla^2 \vec{E} = 0$$

$$\frac{\partial^2 \vec{B}}{\partial t^2} - c_0^2 \cdot \nabla^2 \vec{B} = 0$$

$$\text{with } c_0 = \frac{1}{\sqrt{\mu_0 \epsilon_0}} = 2.99792458 \times 10^8 \text{ m/s}$$

[Source: Wikipedia]

Source free environment and free space:

$$\nabla \cdot \vec{E} = 0 \quad (1)$$

$$\nabla \times \vec{E} = -\frac{\partial}{\partial t} \vec{B} \quad (2)$$

$$\nabla \cdot \vec{B} = 0 \quad (3)$$

$$\nabla \times \vec{B} = \mu_0 \epsilon_0 \frac{\partial}{\partial t} \vec{E} \quad (4)$$

Homogeneous electromagnetic wave

- Questions/Tasks:

- Group velocity for $n=2$
- from where do you know n ?

- Show that for a plane wave:

$$\frac{E_x}{H_y} = Z_0 = \sqrt{\mu_0 / \epsilon_0}$$

A single frequency electro (E)-magnetic (B) wave is described by

$$\vec{E}(\vec{r}) = E_0 e^{j(\omega t - \vec{k} \cdot \vec{r})},$$

$$\vec{B}(\vec{r}) = B_0 e^{j(\omega t - \vec{k} \cdot \vec{r})},$$

[Source: Wikipedia]

where

- $\vec{r} = (x, y, z)$ and $\vec{k} = (k_x, k_y, k_z)$ so?
- j is the imaginary unit
- $\omega = 2\pi f$ is the angular frequency, [rad/s]
- f is the frequency [1/s]
- $e^{j\omega t} = \cos(\omega t) + j \sin(\omega t)$ is Euler's formula

with the group velocity (free space = speed of light) $c = \frac{c_0}{n} = \frac{1}{\sqrt{\mu\epsilon}}$ and

the refraction index $n = \sqrt{\frac{\mu\epsilon}{\mu_0\epsilon_0}}$



Free space propagation

- Questions/Tasks:
 - Propagation equation in dB
 - provide examples for $f = 10$ MHz, 1 GHz, 100 GHz

- $0 \text{ dBm} = 10^{(0/10)} = 1 \text{ mW}$
- $10 \text{ dBm} = 10^{(10/10)} = 10 \text{ mW}$

Free space attenuation $L = 92,4 + 20 \log(d[\text{km}]) + 20 \log(f[\text{GHz}])$

Power received in an area in a distance R from transmitter:

- area of a sphere is $A_s = 4 * \pi * R^2$
- power transmitted from isotropic antenna is P_t
- antenna area of receiver is $A_r = \lambda^2 / 4\pi$
- power received in $A_r = P_r$

$$P_r = P_t * A_r / A_s = P_r = P_t * A_r / (4 * \pi * R^2)$$

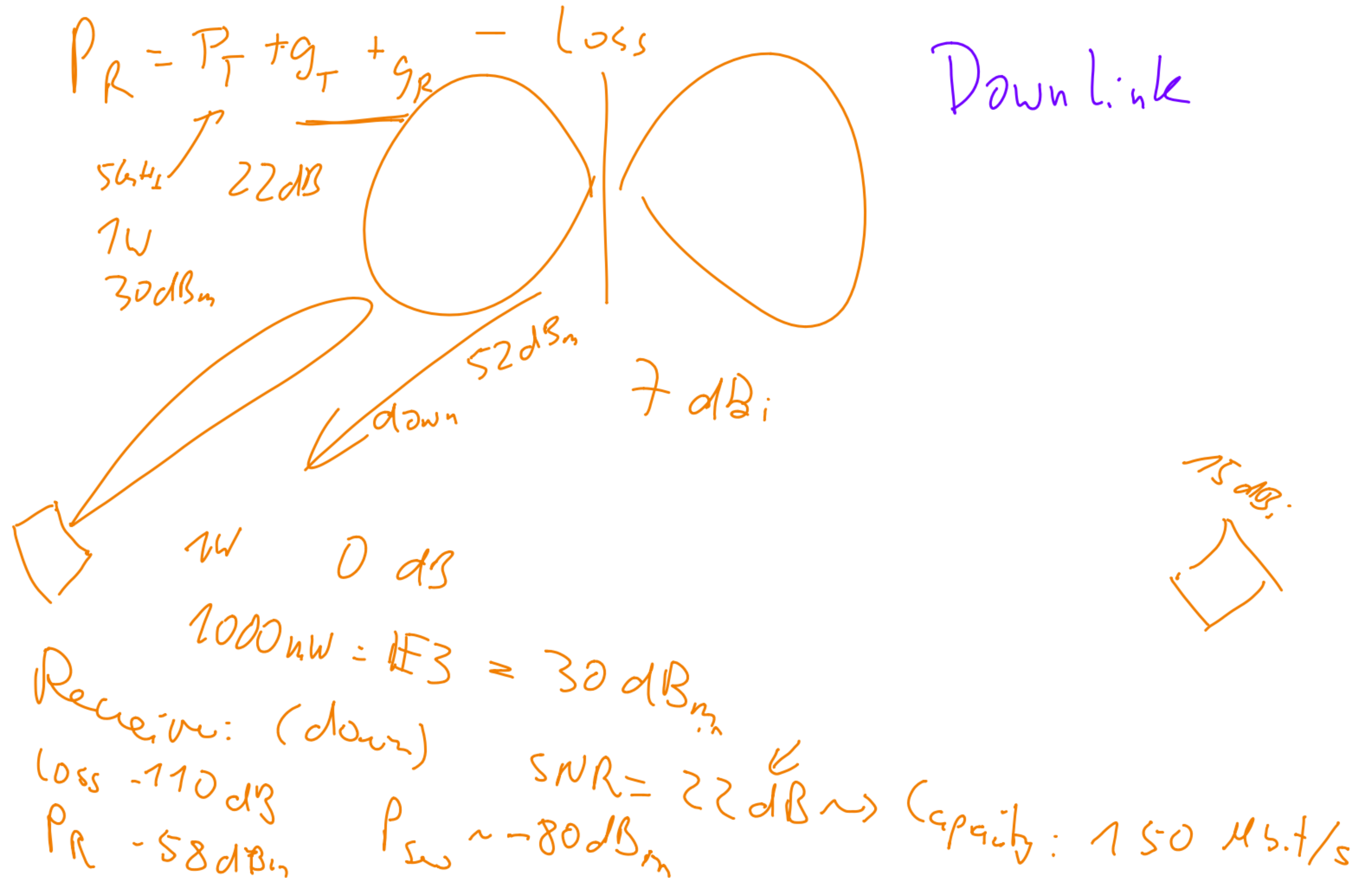
thus

$$\left(\frac{\lambda}{4\pi r} \right)^2 .$$

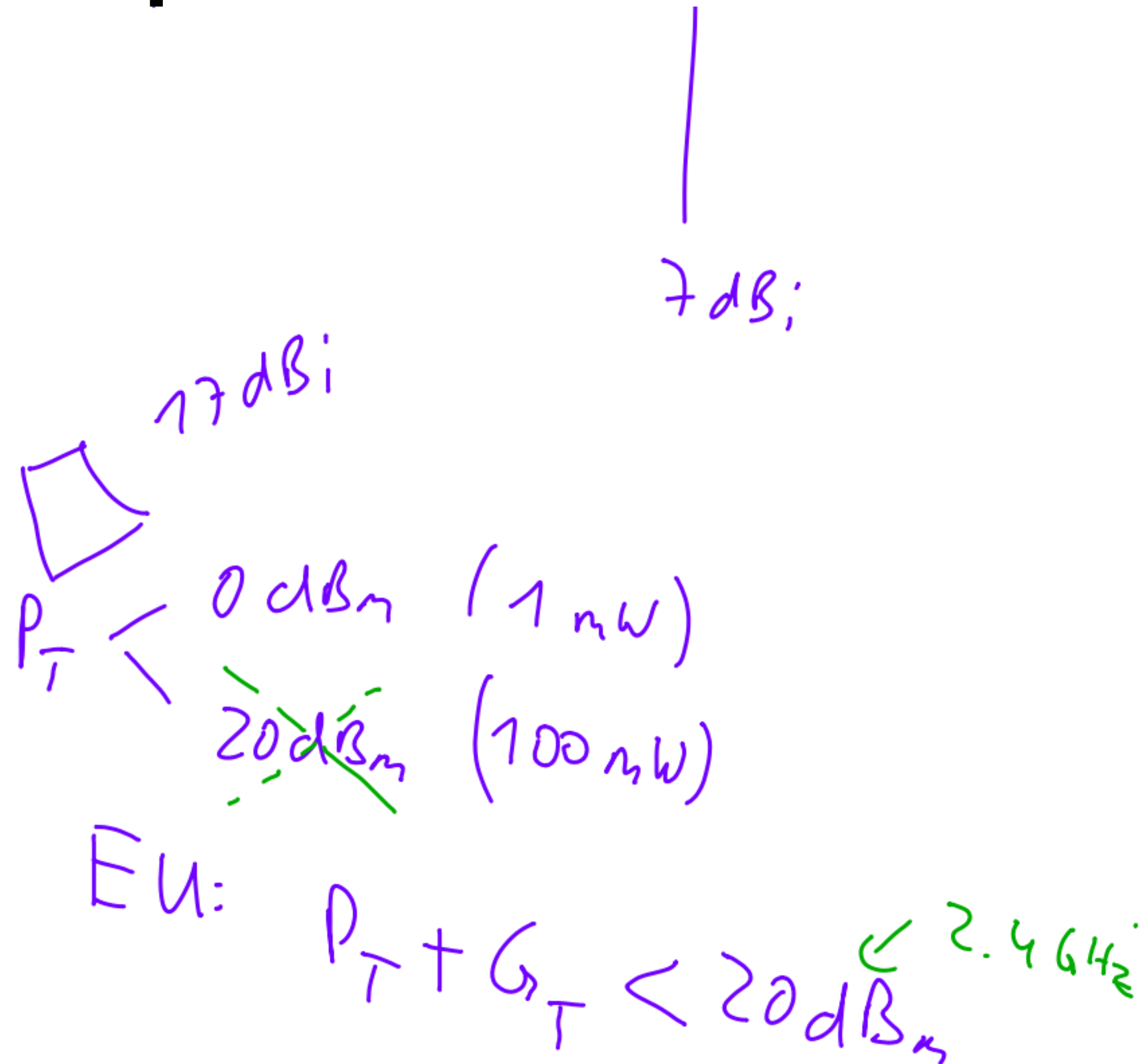
see (<http://www.antenna-theory.com/basics/friis.php>)



Now you can calculate



what is different in uplink?



EU 2.4 GHz

There exists two EIRP power limits for the 2.4 GHz band, one for 802.11b rates with CCK modulation (1, 2, 5.5 and 11 Mbps) and one for 802.11g/n rates with OFDM modulation. **The limit is set to 20 dBm (100 mW) for OFDM and 18 dBm (63 mW) for CCK.**

The spectral power limitation of 10 dBm/MHz (10 mW/MHz) causes the lower power limit for 802.11b.

Regulations

EU 5 GHz

Indoor only sub-band I (5150 - 5250 MHz)

The first RLAN sub-band includes the channels 36 to 48 and has an EIRP power limit to **23 dBm (200 mW)**. These channels are considered for indoor only usage and do not require any Dynamic Frequency Selection (DFS) or Transmit Power Control (TPC) features. It is comparable to FCC U-NII-1.

23 dBm

Indoor only sub-band II (5250 - 5350 MHz)

In the second sub-band of the RLAN band 1 with channels 52 to 64, the ETSI has set the EIRP power limit to **23 dBm (200 mW)** for devices with TPC and 20 dBm (100 mW) for devices without TPC. For a device with TPC, the mean EIRP at the lowest power level of the TPC range must not exceed 17 dBm (50 mW). This band requires DFS support and is comparable to FCC U-NII-2.

23 dBm

RLAN band 2 (5470 to 5725 MHz)

Channels from 100 to 140 are part of the second RLAN band and have an EIRP power limit of **30 dBm (1000 mW)** for TPC and 27 dBm (500 mW) for non-TPC devices or 20 dBm (100 mW) for devices without any TPC or DFS support. The mean EIRP power level for a slave device with TPC must not exceed 24 dBm at the the lowest TPC power level if the device is also capable of radar detection or 17 dBm otherwise. This band can be used for in- and outdoor deployments as well and is comparable to FCC U-NII-2e.

30 dBm

Broadband Radio Access Networks (BRAN) (5725 - 5875 MHz)

Comparable to the FCC U-NII-3 (5725 - 5825 MHz) band with a higher upper frequency range, the ETSI has defined the channels 155 to 171 (155 159 163 167 171)

36 dBm

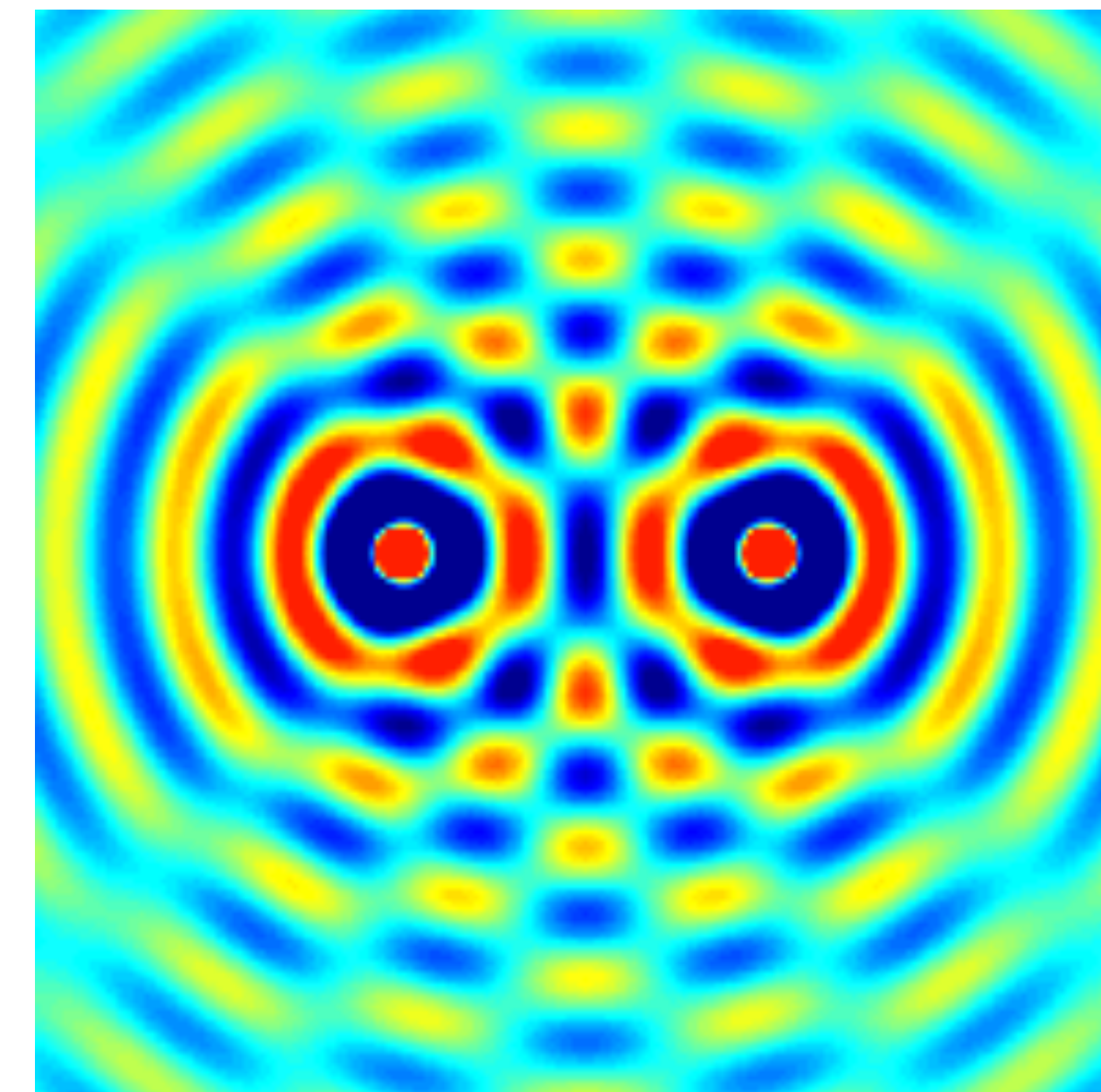
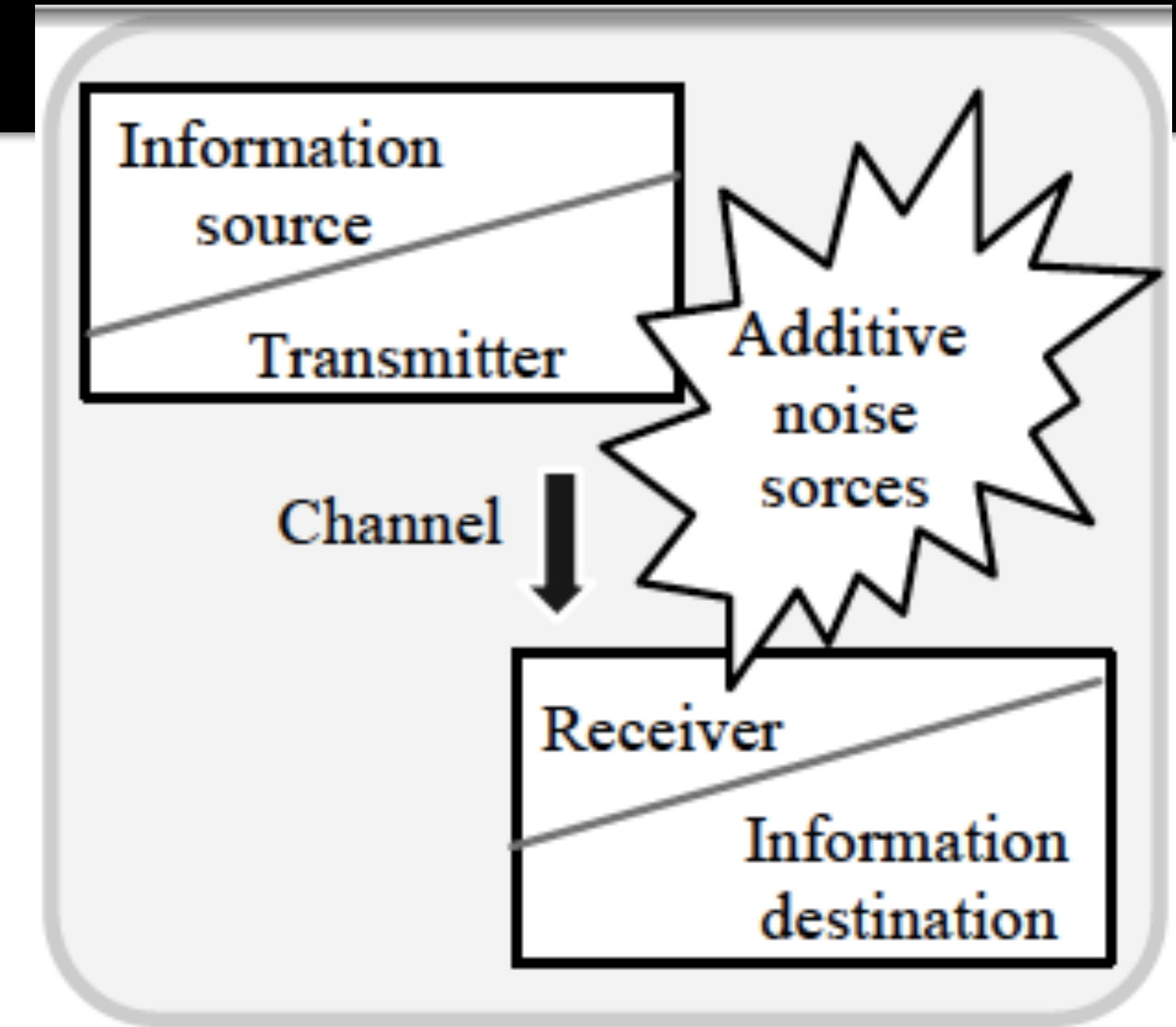


Digital Communications



Nyquist Theorem

- Shannon: If a function $f(t)$ contains no frequencies higher than W [cycles/s], it is completely determined by giving its ordinates at series of points spaced $1/2W$ seconds apart
- band-limitation versus time-limitation
- Fourier transform
- Questions/Tasks
 - ➔ Channel versus Frequency Band

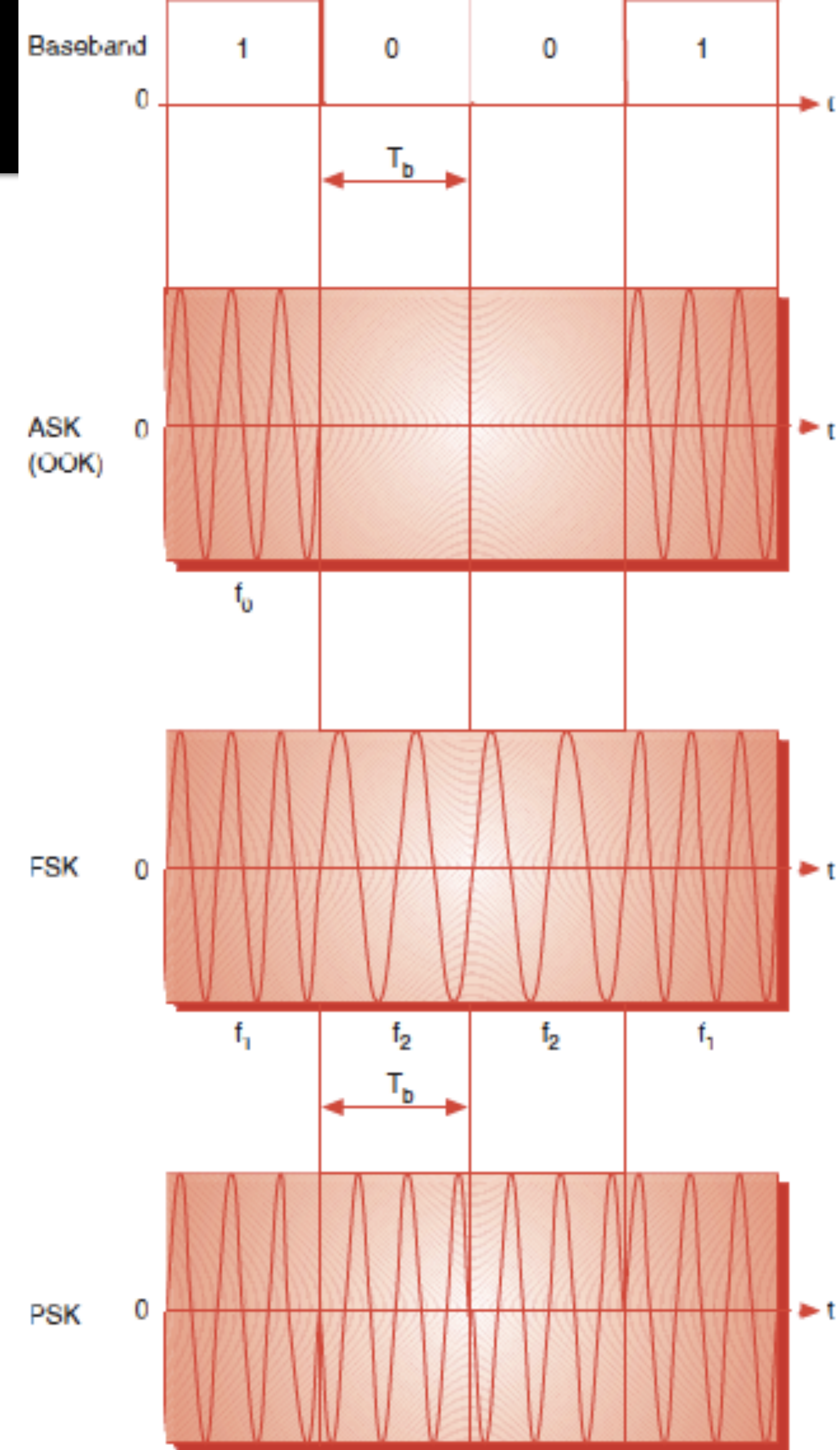
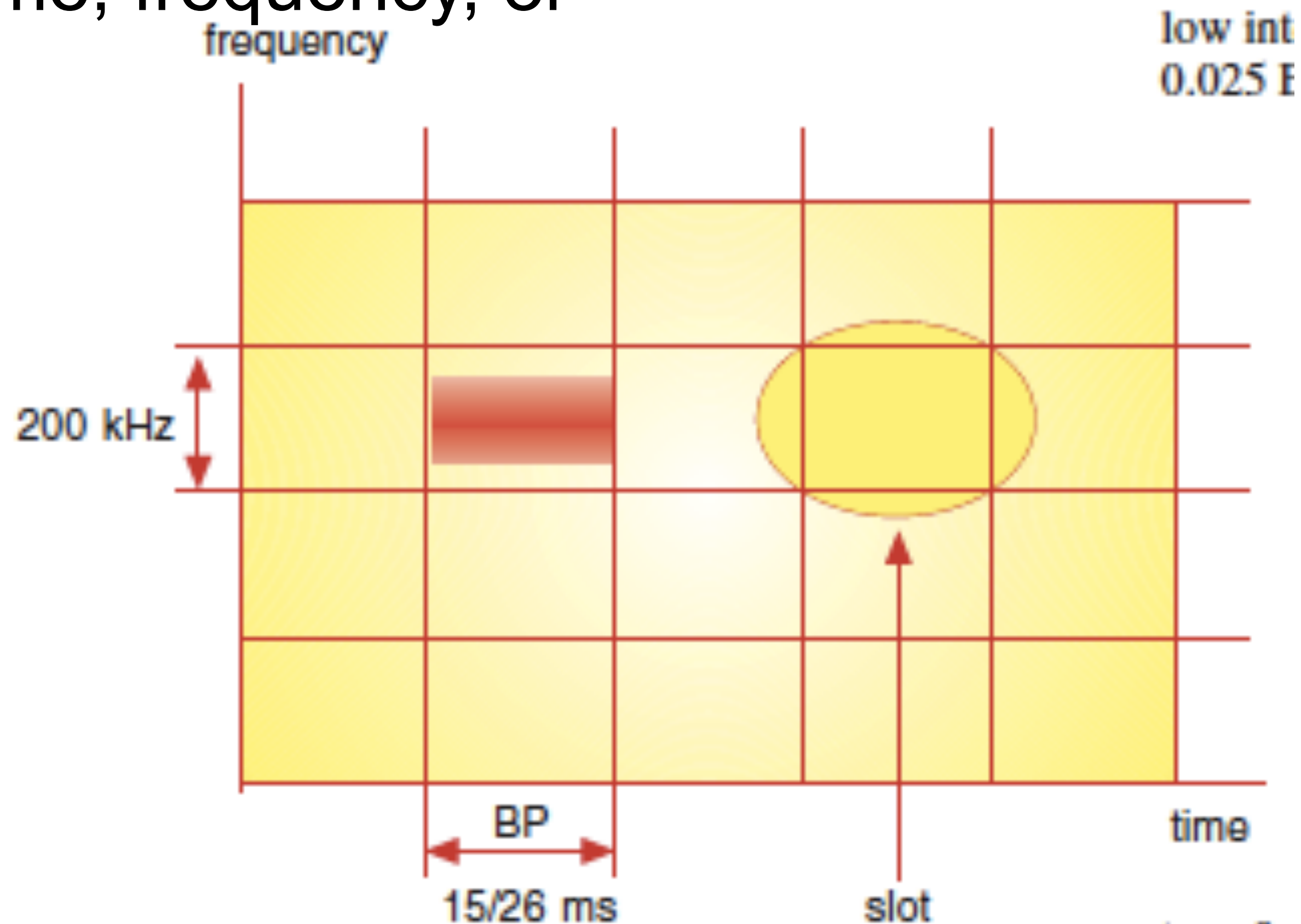


- [source: Shannon, 1948]



Modulation in GSM

- Principle: ASK (AM), FSK (FM), PSK
- Applied as time, frequency, or code



Signal to Noise, Shannon

- in-band vs out-of-band noise
- interference vs noise
- Shannon theorem (1948)
 - almost 30 years after Hartley $C \sim W$

$$C = W \log_2(1 + P/N) \text{ [bit/s]}$$

→ interference free environment:

→ with Interference

$$P/N = \frac{P}{N_0 W + N_{\text{interference}}}$$

$$\text{SNR} = \frac{P_{\text{signal}}}{P_{\text{noise}}}$$

$$\text{SNR(dB)} = 10 \log_{10} \left(\frac{P_{\text{signal}}}{P_{\text{noise}}} \right),$$



Shannon - Exercises

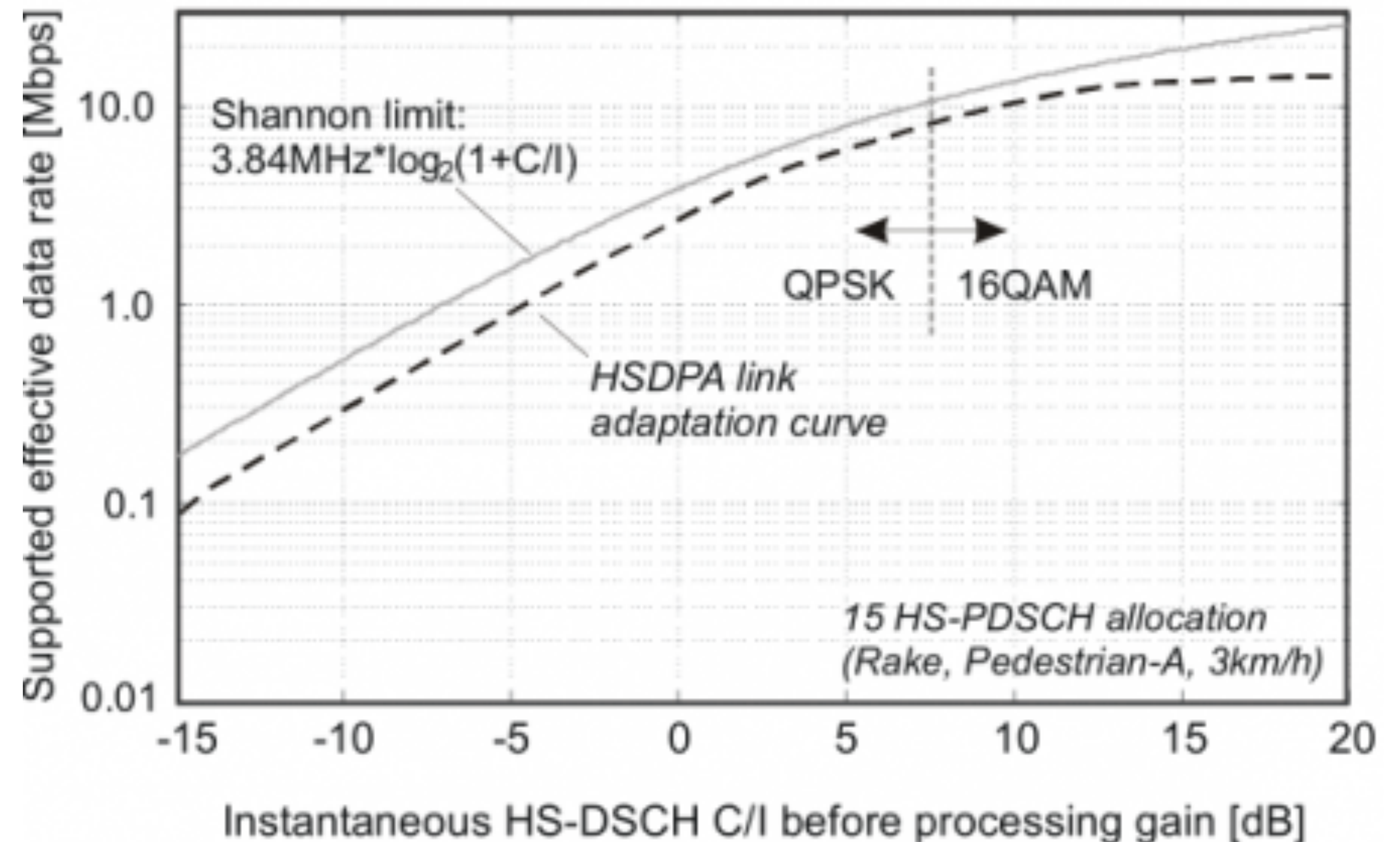
- calculate capacity for $W= 200$ kHz, 3.8 MHz, 26 MHz, (all cases $P/N = 0$ dB, 10 dB, 20 dB)
- If the SNR is 20 dB, and the bandwidth available is 4 kHz, what is the capacity of the channel?
- If it is required to transmit at 50 kbit/s, and a bandwidth of 1 MHz is used, what is the minimum S/N required for the transmission?



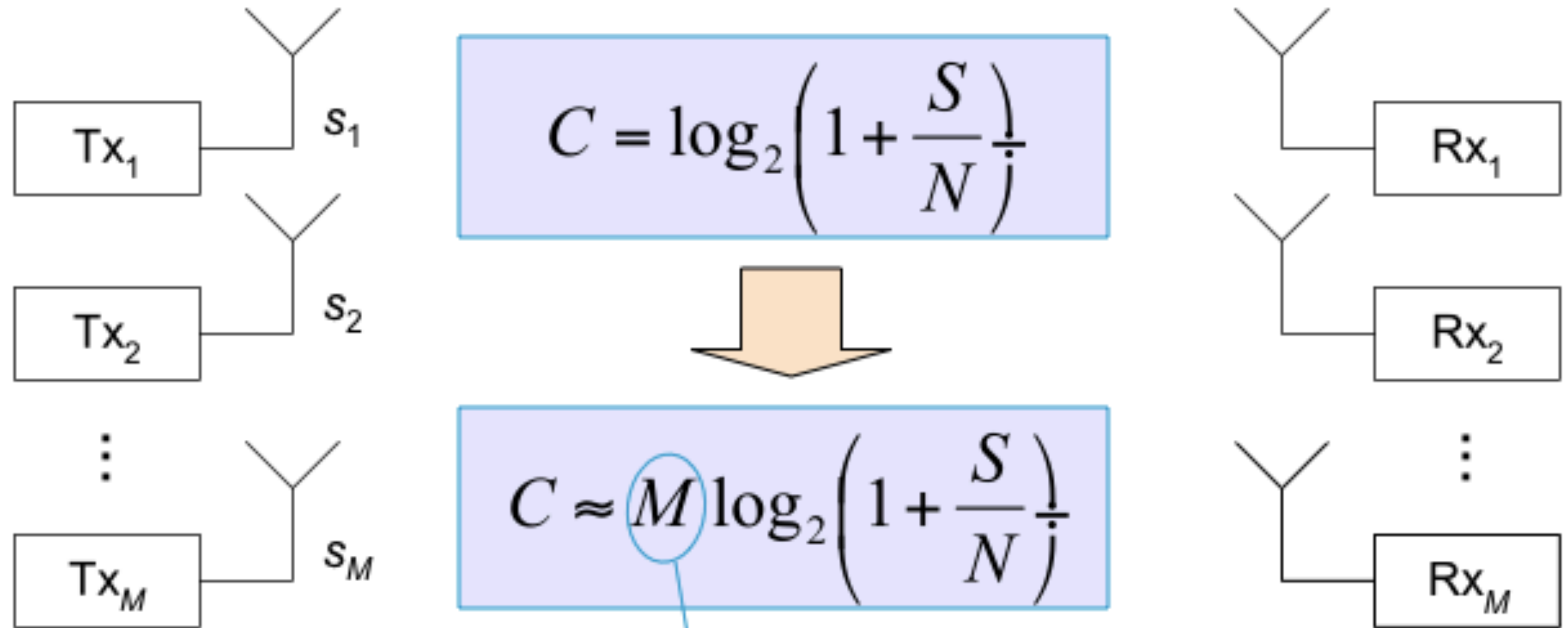
Cell capacity

- UMTS has already good spectrum efficiency with respect to Shannon.
- Modulation schemes like QPSK and 16-QAM are applied to achieve higher bandwidth.
- Higher modulation schemes need a higher signal to noise ration,

Why?



Multiple-Input, Multiple-Output (MIMO)



number of antennas in the smaller of the transmit and receive arrays

source: Reinaldo Valenzuela, Lucent Technology



MIMO laptop



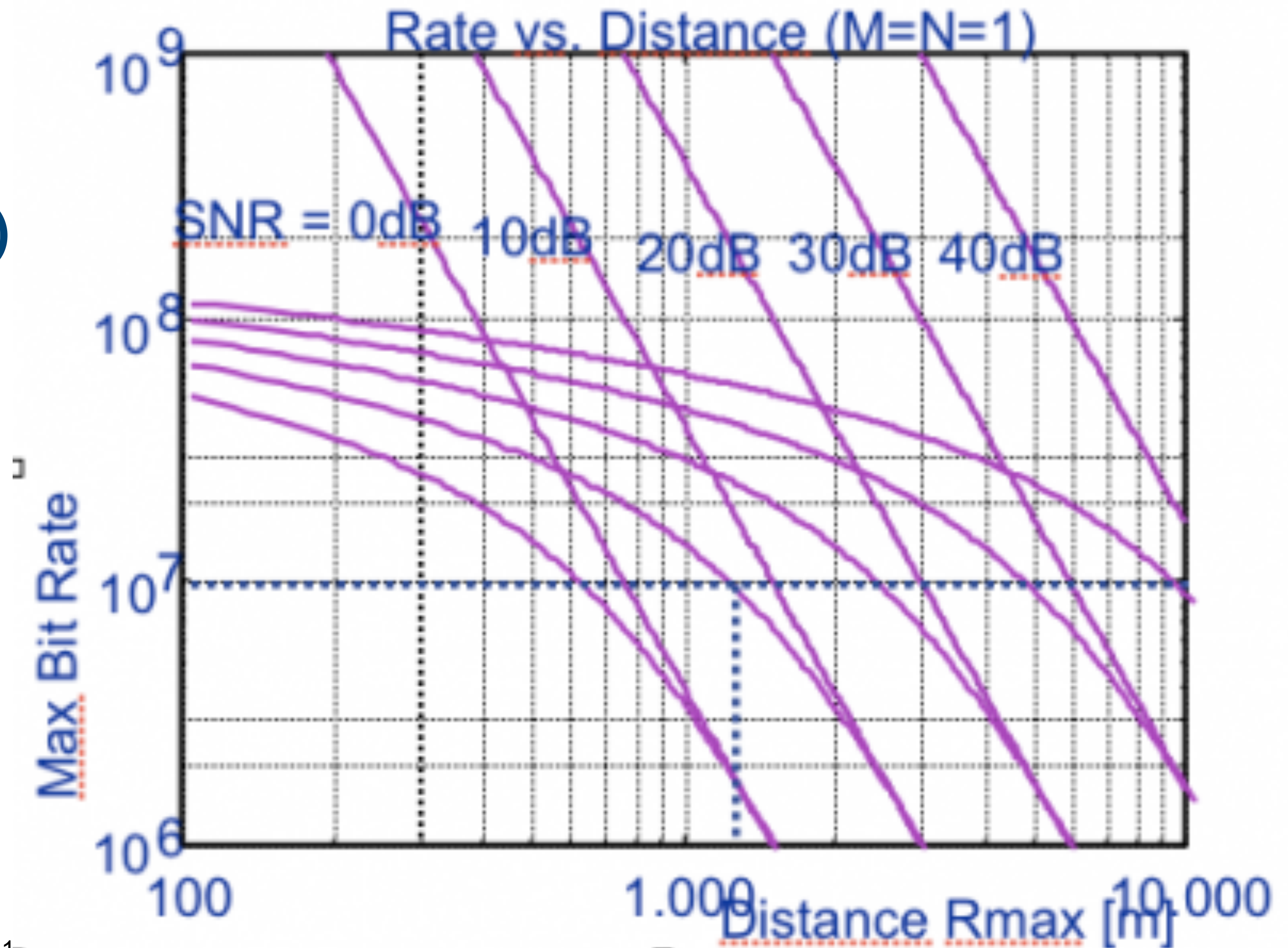
Range versus SNR

- max range

$$R_{\max} = \log_2(1 + SNR)$$

Real system

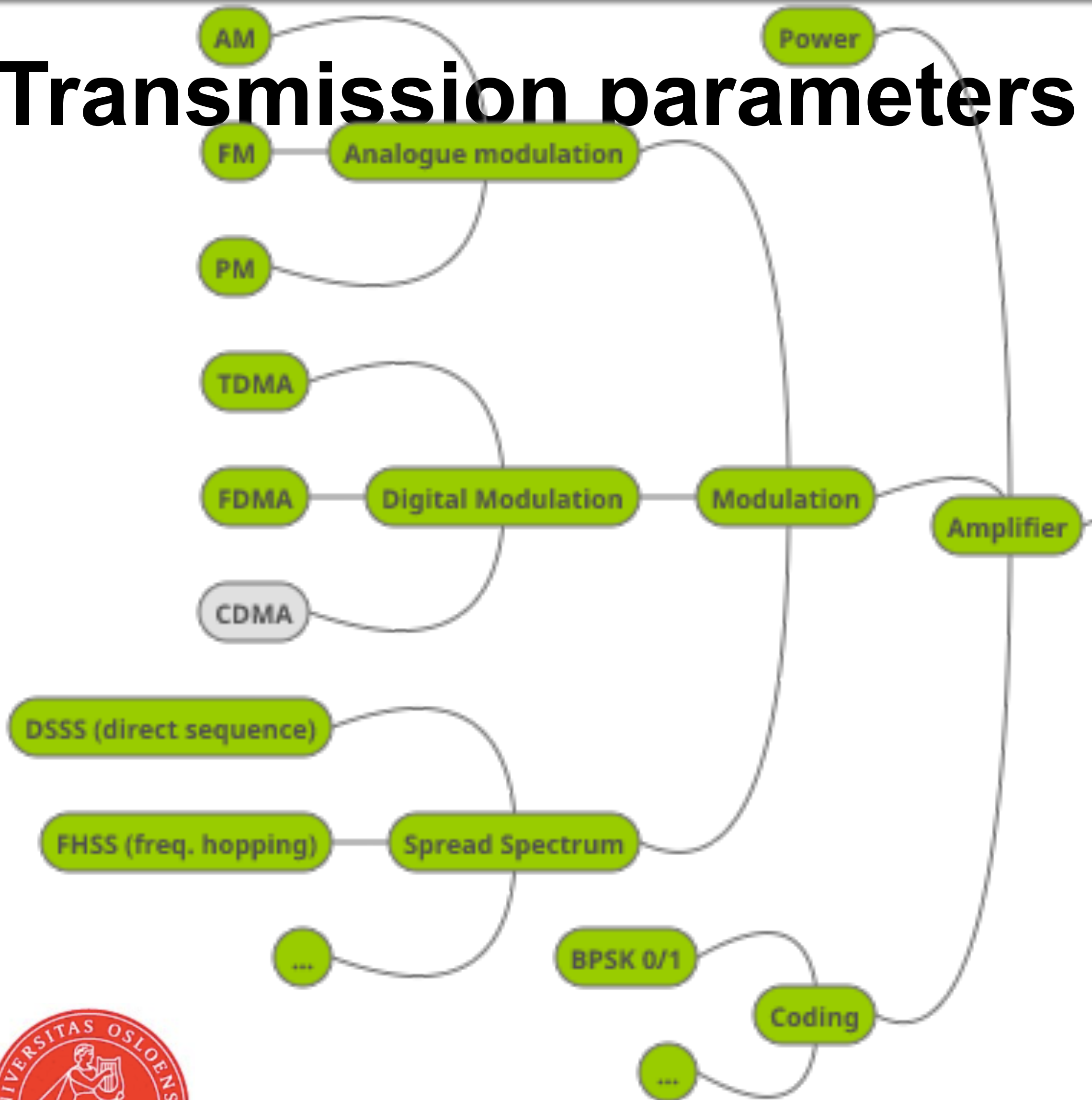
SNR	Range	Capacity
0	600m	10 Mbit/s
30	300m	60 Mbit/s
10	3 km(?)	1 Mbit/s (UMTS cell capacity)



Radio Topics: Antennas, Propagation



Transmission parameters



- <https://drive.google.com/file/d/0B2fQNOmvY08oOVp1RXVJaFNkSEk/view?usp=sharing>

- Isotropic antenna = point source: $G_s = 0\text{dB}$
- Hertz Dipol = Short dipol: $G_s = 1,5 = 1,76\text{dB}$
- $\lambda/2$ -Dipol: $G_s \approx 1,64 = 2,15\text{dB}$

Gain

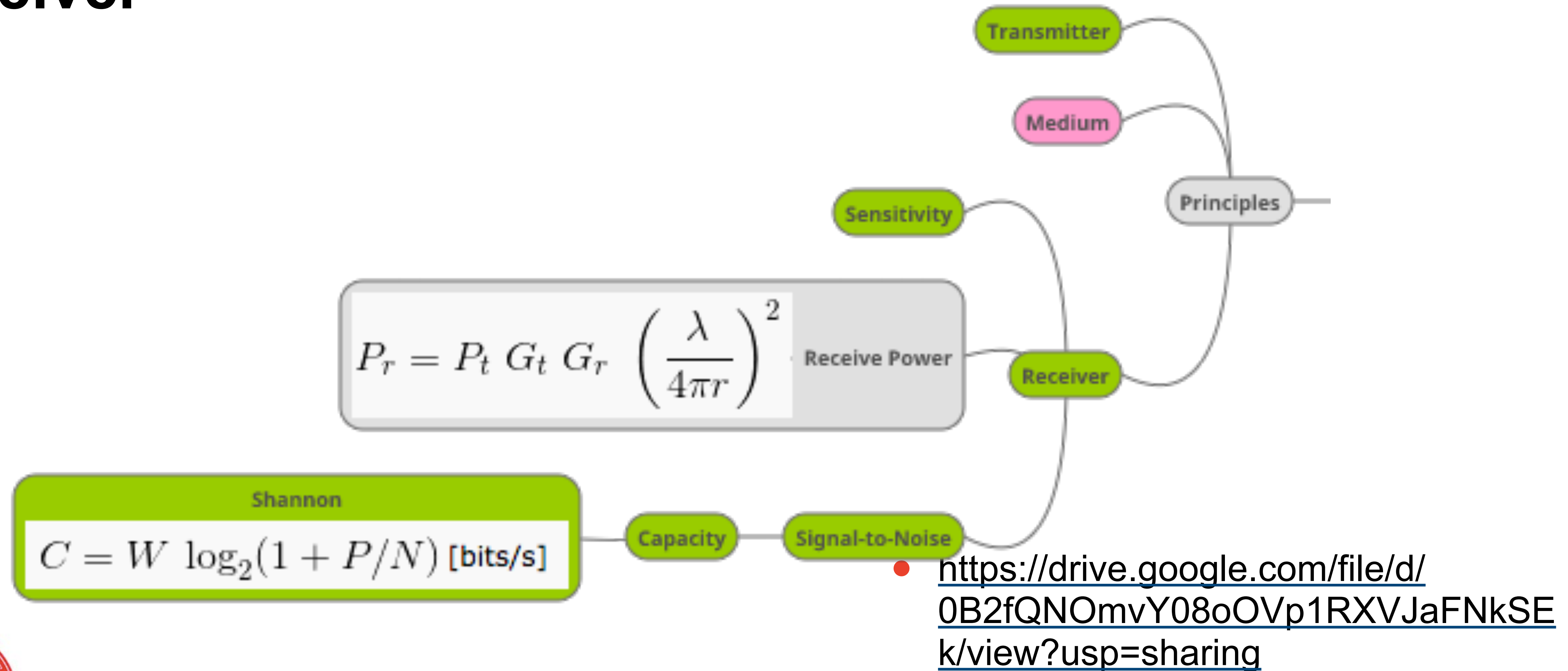
$$D_{rad} = \frac{4\pi F_{max}(\theta, \varphi)}{\int_0^{2\pi} \int_0^{\pi} F(\theta, \varphi) \sin(\theta) d\theta d\varphi}$$

Directivity

Antenna



Receiver



Upcoming Topics



Upcoming Topics / To do for next week

Upcoming Topics

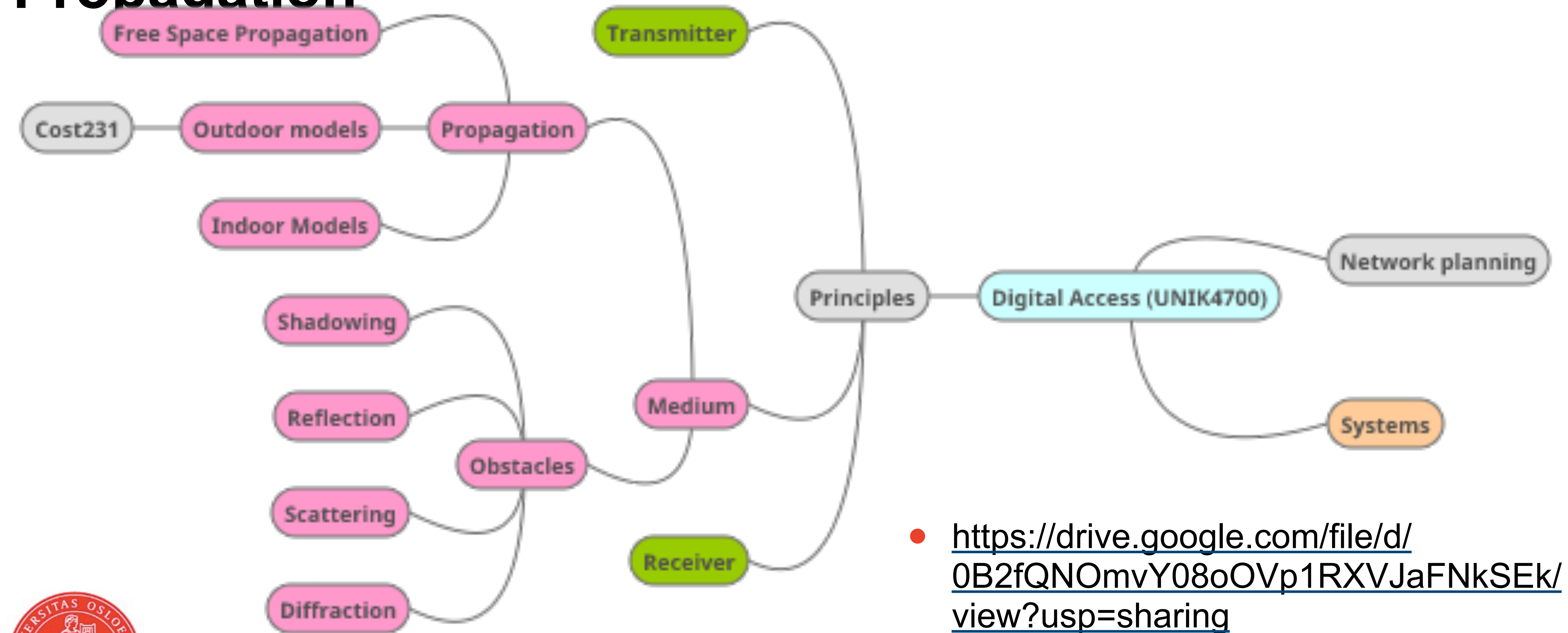
- Propagation specifics
- Communication systems

To Do:

- Prepare questions to your papers http://its-wiki.no/wiki/TEK5110/List_of_papers



Propagation



- <https://drive.google.com/file/d/0B2fQNOmvY08oOVp1RXVJaFNkSEk/view?usp=sharing>

